



**J THOMAS & COMPANY PRIVATE LIMITED**  
KOLKATA MARKET SYNOPSIS - SALE 25 (2026 - 27)

CTC	
<b>Market Report</b>	
· Good demand	
· Improved sorts appreciated with quality.	
· Remainder firm	
<b>Buying Analysis</b>	
· Major blenders: Good support	
· Western India: Active	
· Other local & Internals : Operated      Exporters : Some enquiry on the bolder grades	
Orthodox	
<b>Market Report</b>	
· Strong demand	
· Well made Whole Leaf and Brokens firm to dearer. Remainder Whole Leaf and Brokens irregular and at times appreciated as per quality.	
· Secondaries and fannings sold around last levels.	
<b>Buying Analysis</b>	
· Middle East : Active	
· CIS: Good Support	

DUST	
<b>Market Report</b>	
· Good demand.	
· Improved liquoring sorts appreciated.	
· Remainder irregular around last.	
<b>Buying Analysis</b>	
· Hindustan Unilever : Mainstay	TCPL: Selective
· Western India : Good Support	
· Other Packeteers: Operated	
Darjeeling	
<b>Market Report</b>	
· Good demand.	
· Nominal quantity of second flush tea son offer met with good demand from Exporters. Remainder sold as per quality. Some welcome demand seen on the Brokens and Fannings.	
· Exporters: Operated      Major Blenders: Selected      Local and other Internal: Good enquiry	

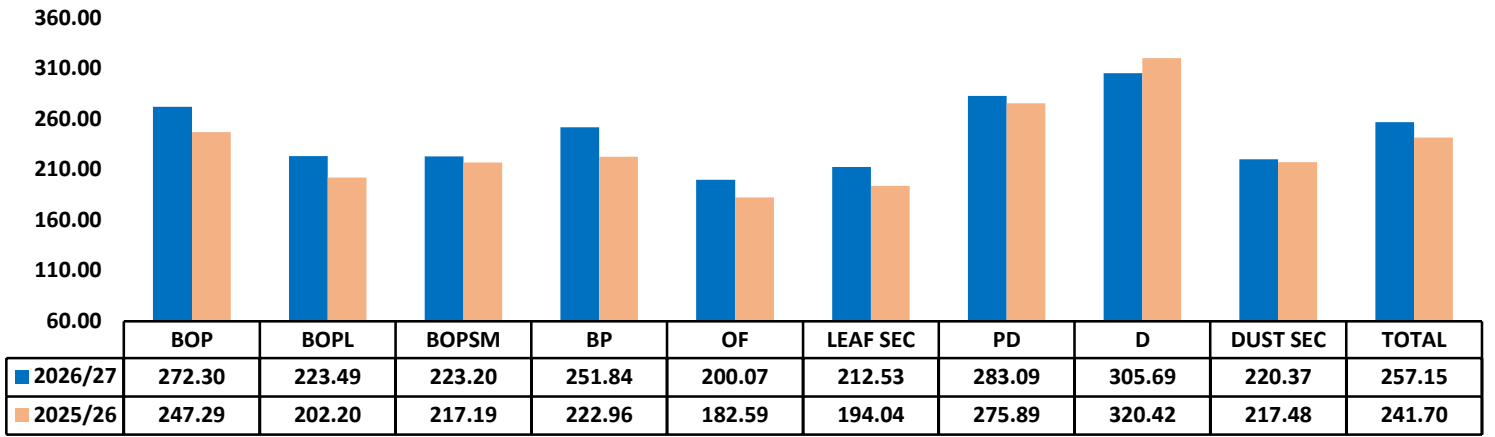
### AUCTION AVERAGES

	2026/27			2025/26			UP TO SALE 25		
	SALE 25	SALE 24	+/-	SALE 25	SALE 24	+/-	2026/27	2025/26	2024/25
<b>CTC LEAF</b>	272.95	255.09	17.86	252.73	242.06	10.68	248.15	225.24	247.41
<b>DUST</b>	287.62	266.52	21.10	292.66	294.88	-2.21	274.15	274.69	250.23
<b>TOTAL</b>	278.51	258.79	19.72	265.83	260.55	5.27	257.15	241.70	248.41
<b>ORTHODOX</b>	335.31	311.24	24.07	269.40	316.86	-47.46	325.57	312.32	296.49
<b>DARJEELING</b>	365.22	510.00	-144.78	418.34	435.29	-16.95	641.05	556.60	459.15
<b>ALL TEAS</b>	301.80	280.16	21.64	268.40	284.27	-15.87	285.45	270.78	268.66

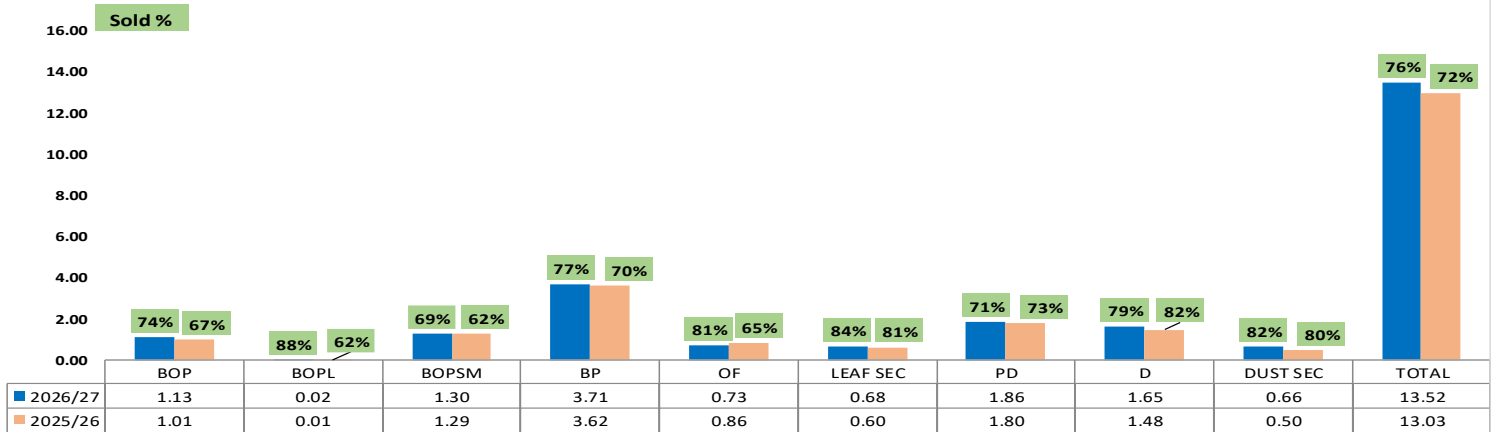
### KOLKATA AUCTION AVERAGES

SALE	21	22	23	24	25	26
<b>CTC LEAF</b>	2026/27	248.31	236.85	243.32	255.09	272.95
	2025/26	217.31	217.50	228.20	242.06	252.73
<b>DUST</b>	2026/27	273.17	260.73	255.74	266.52	287.62
	2025/26	263.52	271.03	273.42	294.88	292.66
<b>TOTAL</b>	2026/27	256.69	244.71	247.83	258.79	278.51
	2025/26	235.18	235.93	243.85	260.55	265.83
<b>ORTHODOX</b>	2026/27	328.01	314.86	308.46	311.24	335.31
	2025/26	304.84	309.28	322.16	316.86	269.40
<b>DARJEELING</b>	2026/27	663.14	623.12	528.26	510.00	365.22
	2025/26	592.53	527.64	473.42	435.29	418.34

### Kolkata Gradewise Averages CTC Leaf / Dust Upto Sale 25



### Kolkata Gradewise Sold Quantity (M. Kgs) CTC Leaf / Dust Upto Sale 25



## KOLKATA GRADEWISE ORTHODOX AVARAGES UPTO SALE 25

GRADE	2026 - 27		2025 - 26		GRADE	2026 - 27		2025 - 26	
	QTY.	AVG	QTY.	AVG		QTY.	AVG	QTY.	AVG
<b>TGFOP1</b>	302076.2	450.92	321537.1	436.85	<b>GFBOP</b>	398305.6	340.21	492225.7	331.30
<b>TGFOP</b>	737451.3	412.39	702315.4	399.23	<b>GBOP</b>	693376.6	328.62	692356.2	299.69
<b>GFOP</b>	483386.7	367.95	420756.5	367.68	<b>BPS</b>	421336.0	386.13	312195.0	373.17
<b>FOP</b>	379282.6	279.77	512281.7	290.38	<b>GBOP1/FBOP1</b>	757805.9	210.44	805625.0	209.81
<b>FBOP</b>	1246520.1	368.61	975842.8	346.84	<b>BOPF/GOF/FOF</b>	526823.4	204.59	507922.5	186.98

OFFER / SOLD QUANTITY & AVERAGE PRICE CTC / DUST												
	THIS SALE				LAST SALE				TO DATE			
	OFFERED	SOLD	AVG.	OUT %	OFFERED	SOLD	AVG.	OUT %	OFFERED	SOLD	AVG.	OUT %
BROKENS	10,69,199	8,47,575	278.90	21%	12,77,198	10,06,968	259.53	21%	85,74,042	64,06,049	249.92	25%
FANNINGS	2,97,468	2,40,659	282.14	19%	3,55,757	2,61,317	256.59	27%	23,34,505	17,52,552	255.56	25%
LEAF SEC.	1,32,792	1,10,996	207.52	16%	1,56,205	1,27,775	217.00	18%	8,13,501	6,83,716	212.53	16%
LEAF TOTAL	14,99,459.3	11,99,229.8	272.95	20%	17,89,159.6	13,96,061.3	255.09	22%	1,17,22,048.1	88,42,317.1	248.15	25%
DUST	8,36,727	6,39,524	297.14	24%	7,64,158	5,46,160	277.70	29%	53,09,450	40,12,846	283.06	24%
DUST SEC.	1,11,242	93,212	222.34	16%	1,55,741	1,22,252	216.58	22%	8,12,645	6,64,639	220.37	18%
DUST TOTAL	9,47,969.5	7,32,736.1	287.62	23%	9,19,899.4	6,68,411.4	266.52	27%	61,22,094.8	46,77,484.8	274.15	24%
TOTAL	24,47,428.8	19,31,965.9	278.51	21%	27,09,059.0	20,64,472.7	258.79	24%	1,78,44,142.9	1,35,19,801.9	257.15	24%

OFFER / SOLD QUANTITY & AVERAGE PRICE ORTHODOX												
WHOLE LEAF	5,72,268	5,27,700	369.43	8%	5,84,107	4,76,382	337.17	18%	36,72,123	31,40,538	358.50	14%
BROKENS	5,52,516	5,13,240	368.39	7%	5,46,272	5,06,882	348.61	7%	35,91,997	32,81,399	354.78	9%
FANNINGS	1,07,899	1,00,089	209.17	7%	93,916	90,396	193.98	4%	6,49,055	5,84,093	200.85	10%
SECONDARY	1,65,620	1,59,691	195.32	4%	1,87,404	1,73,898	192.24	7%	11,87,431	10,41,311	204.18	12%
ORTH. TOTAL	13,98,302.8	13,00,720.0	335.31	7%	14,11,698.2	12,47,559.2	311.24	12%	91,00,606.1	80,47,342.0	325.57	12%

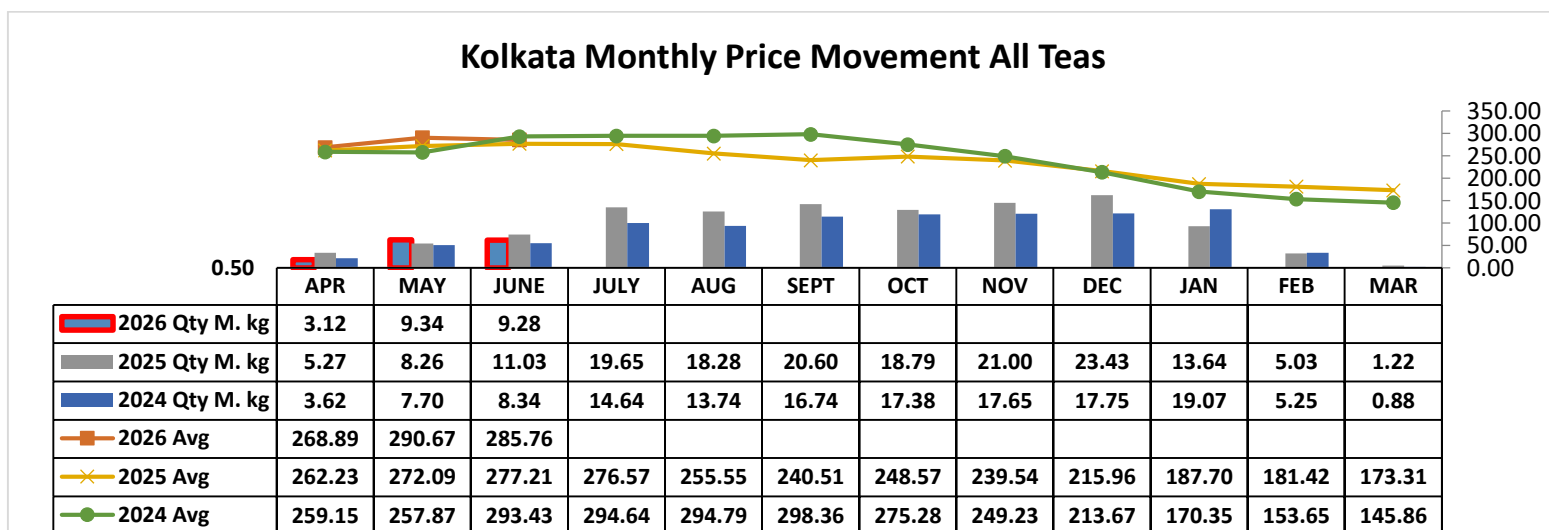
OFFER / SOLD QUANTITY & AVERAGE PRICE DARJEELING												
WHOLE LEAF	16,306	7,883	584.03	52%	35,715	16,821	598.47	53%	1,93,349	1,04,075	817.45	46%
BROKENS	7,851	4,218	280.58	46%	17,312	4,044	326.38	77%	66,328	29,574	412.15	55%
FANNINGS	15,569	9,992	228.31	36%	23,341	2,426	202.57	90%	89,837	34,694	307.01	61%
DARJ. TOTAL	39,726.2	22,092.4	365.22	44%	76,368.5	23,290.3	510.00	70%	3,49,514.3	1,68,342.9	641.05	52%

OFFER / SOLD QUANTITY & AVERAGE PRICE												
CTC	THIS SALE				LAST SALE				TO DATE			
	OFFERED	SOLD	AVG.	OUT %	OFFERED	SOLD	AVG.	OUT %	OFFERED	SOLD	AVG.	OUT %
2026-27	1499459.3	1199229.8	272.95	20%	1789159.6	1396061.3	255.09	22%	11722048.1	8842317.1	248.15	25%
2025-26	1813650.5	1390352.3	252.73	23%	1467522.7	1110059.7	242.06	24%	12636689.8	8690048.5	225.24	31%
DUST	OFFERED	SOLD	AVG.	OUT %	OFFERED	SOLD	AVG.	OUT %	OFFERED	SOLD	AVG.	OUT %
2026-27	947969.5	732736.1	287.62	23%	919899.4	668411.4	266.52	27%	6122094.8	4677484.8	274.15	24%
2025-26	909971.6	678341.5	292.66	25%	731250.2	598249.5	294.88	18%	5527706.8	4336766.8	274.69	22%
ORTHODOX	OFFERED	SOLD	AVG.	OUT %	OFFERED	SOLD	AVG.	OUT %	OFFERED	SOLD	AVG.	OUT %
2026-27	1398302.8	1300720.0	335.31	7%	1411698.2	1247559.2	311.24	12%	9100606.1	8047342.0	325.57	12%
2025-26	1371734.0	675788.8	269.40	51%	1198580.7	1057699.3	316.86	12%	9326054.3	7886932.6	312.32	15%
DARJEELING	OFFERED	SOLD	AVG.	OUT %	OFFERED	SOLD	AVG.	OUT %	OFFERED	SOLD	AVG.	OUT %
2026-27	39726.2	22092.4	365.22	44%	76368.5	23290.3	510.00	70%	349514.3	168342.9	641.05	52%
2025-26	56913.9	30979.4	418.34	46%	61122.6	40099.0	435.29	34%	293265.9	179423.8	556.60	39%
TOTAL	OFFERED	SOLD	AVG.	OUT %	OFFERED	SOLD	AVG.	OUT %	OFFERED	SOLD	AVG.	OUT %
2026-27	3885457.8	3254778.3	301.80	16%	4197125.6	3335322.2	280.16	21%	27294263.2	21735486.7	285.45	20%
2025-26	4152270.0	2775462.0	268.40	33%	3458476.2	2806107.5	284.27	19%	27783716.8	21093171.7	270.78	24%

PRICE RANGE	CTC LEAF					DUST				
% OF TEAS SOLD	2026/27		UP TO SALE 25			2026/27		UP TO SALE 25		
	SALE 25	SALE 24	2026/27	2025/26	2024/25	SALE 25	SALE 24	2026/27	2025/26	2024/25
	BELOW 160	18.19	20.38	20.44	29.34	25.11	6.69	10.12	8.33	14.76
BETWEEN 160.00-179.99	3.50	3.86	4.88	5.43	7.13	1.92	3.75	2.35	3.93	7.51
BETWEEN 180.00-199.99	4.03	4.67	4.49	5.00	5.43	1.52	5.19	3.02	3.89	4.85
BETWEEN 200.00-219.99	6.60	6.59	7.54	6.33	6.51	8.74	9.43	7.31	5.94	5.66
BETWEEN 220.00-239.99	4.74	5.09	6.29	6.07	6.29	6.05	6.40	6.67	4.27	6.83
BETWEEN 240.00-259.99	5.47	7.75	7.01	9.74	7.24	6.87	5.11	5.16	6.41	8.22
BETWEEN 260.00-279.99	6.56	8.29	7.99	8.57	6.19	5.27	8.33	8.18	6.16	7.04
ABOVE 280	50.91	43.37	41.36	29.52	36.11	62.93	51.67	58.97	54.66	39.65

PRICE RANGE	ORTHODOX					PRICE RANGE	DARJEELING		
% OF TEAS SOLD	2026/27		UP TO SALE 25			% OF TEAS SOLD	2026/27		UP TO SALE 25
	SALE 25	SALE 24	2026/27	2025/26	2024/25		SALE 25	SALE 24	2026/27
	BELOW 200	11.84	14.70	12.29	11.76		15.79	BELOW 300.00	51.41
BETWEEN 200.00-219.99	6.58	8.05	5.22	6.39	3.27	BETWEEN 301.00-400.99	11.77	6.24	9.60
BETWEEN 220.00-239.99	4.78	5.42	5.04	5.65	4.16	BETWEEN 401.00-500.99	9.68	6.01	11.70
BETWEEN 240.00-259.99	4.46	5.18	4.86	5.54	4.53	BETWEEN 501.00-600.99	13.61	41.87	18.85
BETWEEN 260.00-279.99	4.05	5.06	5.02	6.58	6.37	BETWEEN 601.00-700.99	5.31	15.94	8.88
ABOVE 280	68.29	61.58	67.56	64.08	65.88	ABOVE 701.00	8.22	11.24	34.95

FUTURE FRESH OFFERING (IN PACKAGES)																
SALE NO	THIS YEAR-2026 - 27					LAST YEAR-2025 - 26					DIFFERENCE					
	CTC LEAF	ORTH.	DARJ.	DUST	TOTAL	CTC LEAF	ORTH.	DARJ.	DUST	TOTAL	CTC LEAF	ORTH.	DARJ.	DUST	TOTAL	
26	55167	66707	2063	26799	150736	49033	57938	1850	21129	129950	6134	8769	213	5670	20786	
27	59648	67439	1368	28583	150738	57037	57596	2554	27312	144499	2611	9843	-1186	1271	12539	
TOTAL	114815	134146	3431	55382	307774	106070	115534	4404	48441	274449	8745	18612	-973	6941	33325	



## CTTA BUYING (ALL TEAS) FOR THE SALE 25

	CTC LEAF			DUST					TOTAL		
	SALE 25										
OFFER	14,99,459.3		Kgs	OFFER	9,47,969.5		Kgs	OFFER	24,47,428.8		Kgs
SOLD	11,99,229.8		Kgs	SOLD	7,32,736.1		Kgs	SOLD	19,31,965.9		Kgs
SOLD %	80%			SOLD %	77%			SOLD %	79%		
ZONES	KGS.	AVG.	%		Kgs	AVG	%		Kgs	AVG	%
W.India	3,16,208.7	307.45	26%	HUL	2,84,673.0	292.22	39%	W.India	3,99,547.2	308.74	21%
Local	2,19,043.6	208.14	18%	Exports	1,09,953.5	313.63	15%	HUL	3,77,437.9	278.59	20%
Others	1,92,595.8	336.43	16%	Others	92,928.6	319.97	13%	Others	2,85,524.4	331.07	15%
N.India	1,42,364.5	273.94	12%	W.India	83,338.5	313.63	11%	Local	2,40,926.8	205.63	12%
Exports	98,231.9	253.43	8%	N.India	54,577.0	229.97	7%	Exports	2,08,185.4	285.22	11%
HUL	92,764.9	236.77	8%	WI.Pack	46,355.8	231.52	6%	N.India	1,96,941.5	261.75	10%
WI.Pack	88,283.9	285.50	7%	Local	21,883.2	180.50	3%	WI.Pack	1,34,639.7	266.91	7%
TCPL	44,031.6	157.75	4%	TCPL	18,647.0	223.63	3%	TCPL	62,678.6	177.35	3%
S.India	3,105.4	256.92	0%	Packeteers	9,756.0	253.55	1%	Packeteers	12,355.5	274.23	1%
Packeteers	2,599.5	351.85	0%	S.India	7,789.0	310.91	1%	S.India	10,894.4	295.52	1%
				NI.Pack	2,834.5	320.02	0%	NI.Pack	2,834.5	320.02	0%
Grand Total	11,99,229.8	272.95	100%	TOTAL	7,32,736.1	287.62	100%	TOTAL	19,31,965.9	278.51	100%

	ORTHODOX			DARJEELING			
	SALE 25						
OFFER	13,98,302.8		Kgs	OFFER	39,726.2		Kgs
SOLD	13,00,720.0		Kgs	SOLD	22,092.4		Kgs
SOLD %	93%			SOLD %	56%		
ZONE	Kgs	AVG	%		Kgs	AVG	%
Others	4,85,806.4	339.22	37%	Local	13,107.6	336.78	59%
Middle East	2,32,989.1	336.43	18%	Others	5,514.4	323.47	25%
N.India	1,43,932.2	346.99	11%	Exports	1,012.0	719.51	5%
Local	1,26,071.7	298.98	10%	TCPL	910.0	483.82	4%
Other Exports	1,10,082.2	389.50	8%	Domestic	771.6	333.08	3%
Domestic	76,913.5	251.67	6%	Other Exports	226.2	792.62	1%
W.India	64,980.3	336.03	5%	W.India	223.8	550.63	1%
CIS	38,888.1	374.51	3%	C.India	215.2	547.36	1%
Exports	10,796.0	307.97	1%	S.India	111.6	221.00	1%
HUL	4,686.7	337.59	0%				
Packeteers	2,398.6	262.56	0%				
TCPL	2,157.1	293.50	0%				
S.India	693.1	226.00	0%				
CONTINENT	325.0	1,151.00	0%				
TOTAL	13,00,720.0	335.31	100%	TOTAL	22,092.4	365.22	100%

## ASSAM CTC BATTING ORDER (GTAC+CTTA) Sale 14 to 25

MARK	2026-27		2025-26	
	KGS	AVG	KGS	AVG
DECKIAJULI	81216	526.58	60006	461.63
SOTAI	12707	525.25	4554	449.39
HOOKHMOL	47557	520.27	57876	522.01
GATOONGA	41052	466.11	22657	453.84
HALMARI	105666	456.42	141414	421.95
HATIMARA	36920	452.33	78480	440.66
MOKRUNG	5791	444.24	13315	432.76
DEOHALL	82900	413.40	127500	343.15
HAROOCHARAI	6454	405.47	35197	430.69
KAMARBUND	24815	398.32	20113	388.84
BANAMALIE	34946	382.74	25035	415.94
GELAKEY	49180	381.70	51004	388.68
SALKATHONI	39539	379.18	68347	395.66
DOOMNI	134217	374.62	87435	382.63
GHILLIDARY	31402	372.17	15918	360.87
JAMIRAH	14968	369.30	27035	353.38
SILONIBARI	38377	369.26	55269	378.97
DOOMUR DULLUNG	88407	367.35	57229	404.13
LOHPOHIA	14468	365.67	15779	409.29
BOCHAPATHAR	7049	363.91	15551	351.13
HAJUA	67756	361.13	80267	337.86
DOOLAHAT	81650	361.08	99375	394.47
DUFLATING	13821	359.53	35098	344.17
BIJLEEJAN	113217	358.95	81544	370.58
BORBAM	110566	358.12	61600	350.79

\* Above 5000 Kgs.

**DOOARS CTC BATTING ORDER (STAC+CTTA) Sale 14 to 25**

MARK	2026-27		2025-26	
	KGS	AVG	KGS	AVG
GHATIA ROYAL	157419	372.45	39509	335.03
BINAGURI	294119	355.67	188039	357.99
HOPE	109641	350.49	80814	317.48
KARTICK	108150	349.57	77863	382.01
JITI	223482	344.73	157196	318.88
RYDAK	186723	339.76	147209	333.83
ARYAMAN	35661	336.64	18618	339.15
BHATKAWA	60594	329.13	47458	323.26
DANGUAJHAR	191957	324.49	165225	291.04
RHEABARI	117858	322.12	110035	304.85
GULMA	233794	321.99	168558	336.41
MAINAKROYAALE	16863	321.29	20400	310.17
KARALAVALLEYROYAL	74730	318.88	56606	318.81
DALGAON	234657	318.19	161677	313.16
GRASSMOREROYAL	96620	316.91	0	0.00
MORAGHAT	196976	316.04	148409	314.45
ZURRANTEE	87411	315.73	70244	318.71
BARADIGHI	146034	314.40	123640	334.81
NEPUCHAPUR	125114	313.73	126857	326.47
DIANA (RAMBARI)	50477	312.02	55558	295.05
MAUSOM	40171	310.54	39879	207.03
PAHARGOOMIAH	157930	309.91	150103	321.23
PALASHBARI(ROYAL)	62503	307.91	30529	269.99
BIJALIMONI	50647	307.62	0	0.00
CHULSA	19112	305.96	35056	321.03

*\* Above 5000 Kgs.*

## ASSAM ORTHODOX BATTING ORDER (GTAC+CTTA) Sale 14 to 25

MARK	2026-27		2025-26	
	KGS	AVG	KGS	AVG
DOOMNI	7670	784.08	3429	682.63
MOKALBARI EAST	39580	425.12	93781	359.54
DEJOO	87365	412.48	62115	409.77
OAKLANDS	7539	407.11	22425	374.31
DIGULTURRUNG	8170	405.72	0	0.00
HARMUTTY	87173	397.78	73227	399.70
MORANHIGHGROWN	7708	393.16	0	0.00
GREENTWIGS	12538	392.79	2958	380.47
MADHUTING	162802	384.83	172103	364.59
DIKOM	101049	382.21	114884	368.90
SESSA 'B'	106691	379.84	71059	362.30
BORPATRA	103672	378.54	120492	360.42
NONAIPARA	121136	371.28	75890	330.27
HATTIALLI	101633	369.71	138704	351.63
SEAJULI	88926	365.45	69626	336.59
KOOMSONG	197467	365.32	250218	331.79
MUTTUCK	89984	364.07	76800	347.83
DHELAKHAT	84559	360.68	114580	354.11
NALANI	144560	357.99	165977	329.32
METHONI	77971	357.52	31538	360.69
SINGLIJAN	80622	355.87	32845	338.59
BEESAKOPIE	201773	355.07	157142	315.18
PENGAREE	168477	354.60	146966	343.00
TEZPORE & GOGRA	7557	351.65	39783	296.41
ORANGAJULI	98631	351.61	52256	309.46

\* Above 5000 Kgs.

## DARJEELING BATTING ORDER Sale 14 to 25

MARK	2026-27		2025-26	
	KGS	AVG	KGS	AVG
SUNGMA	1393	1275.46	1254	956.42
BARNESBEG (ORGANIC)	2178	1125.03	3950	599.67
CASTLETON	5951	983.52	13009	700.34
GIELLE	7791	948.14	3018	1247.91
MARGARET'S HOPE	10250	917.05	22420	612.25
THURBO	14391	858.40	19106	640.96
BADAMTAM (ORGANIC)	4128	850.56	5541	633.42
NAMRING	3142	828.31	2240	440.80
TEESTA VALLEY	13894	803.36	4988	1159.53
BALASUN	1180	775.56	1264	995.39
PUTTABONG	3502	684.69	1577	894.24
GOPALDHARA	4621	668.51	5061	583.07
NAMRING(UPPER)	7432	655.14	3255	579.78
SINGBULLI (ORGANIC)	696	625.96	1368	399.26
ORANGE VALLEY	2134	605.50	2617	468.51
SEEYOK	1475	562.93	1007	438.07
SINGELL	779	528.11	2196	462.22
GLENBURN	21401	526.86	15332	529.41
MIM	6043	509.19	8572	549.84
ROHINI	6220	499.54	6855	507.90
PHUGURI	567	492.27	1227	426.73
UPPER FAGU	16561	455.88	15519	413.18
SAMABEONG	942	450.48	1515	388.40
GYA/MILLIKTHONG	729	422.33	2637	374.94
HILLTON	14687	396.56	10999	387.03

\* Above 500 Kgs.

Follow us on:

